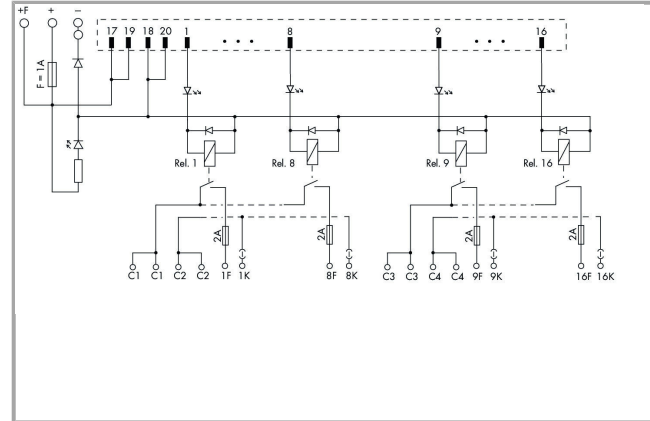



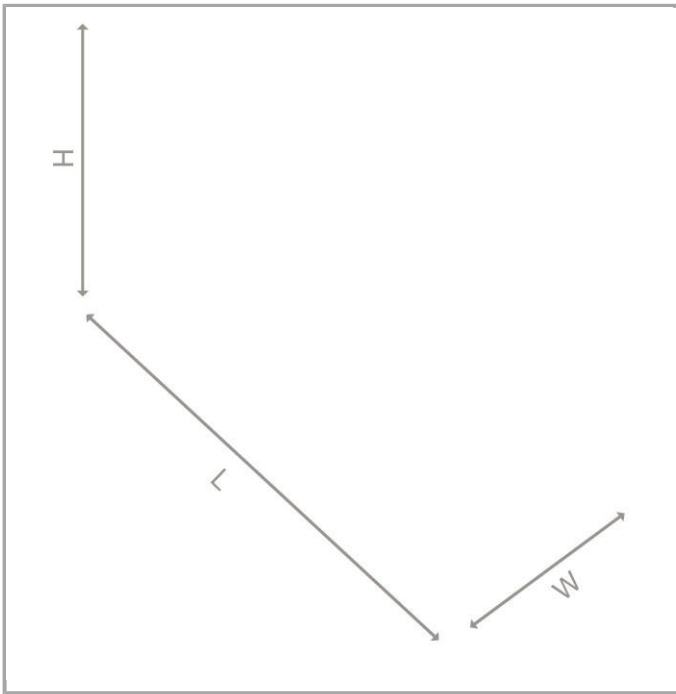
Data sheet | Item number: 704-5054

Interface module for system wiring; Pluggable connector per DIN 41651;
Male connector; 20-pole; 16-channel relay output; 1 changeover contact; 1 x
cut-out; PCB disconnect terminal blocks; with output fuse; in mounting carrier



704-5054





Item description

Note:

Independent of the relay used, the maximum continuous current is 5A per channel.

Data

Electrical data

In-/Outputs	16-channel relay output
Nominal operating voltage	DC 24 V
Operating voltage range	±10 %
Number of make contacts/switch on contacts	1
Contact material (relay)	AgNi 90/10
Limiting continuous current	2 A
Max. switching voltage	AC 250 V; DC 48 V
Max. switching power (resistive)	AC 500 VA; DC 50 W
Mechanical life (N.O.; resistive load; 23 °C)	30 x 10 ⁶ switching operations
Status indication	LED green (channel) LED yellow (power supply)
Internal fuse	Supply: 1 A; Relay output: 2 A
WAGO elementary relay	788-154
Specialty functions	With disconnect/test terminal blocks With Ausgangssicherung

Safety and protection:

Rated voltage	50 V
Rated impulse voltage	0.8 kV
Pollution degree	2
Dielectric strength, control/load circuit (AC, 1 min)	4 kVrms
Dielectric strength, load/load circuit (AC, 1 min)	1 kVrms

Connection data

No. of poles	20
Connection type (1)	System
No. of poles 1	20
Pluggable connector	Pluggable connector per DIN 41651; male connector
Mating direction	Vertical
Connection type (2)	Field
No. of poles 2	32
Design 2	PCB terminal blocks
Connection technology 2	CAGE CLAMP®
WAGO terminal 2	WAGO 742 Series
Solid conductor (2)	0.08 ... 2.5 mm ² / 28 ... 12 AWG
Strip length (2)	8 ... 9 mm / 0.31 ... 0.35 inch
Connection type (3)	Field
No. of poles 3	8
Design 3	PCB terminal blocks, double-deck
Connection technology 3	CAGE CLAMP®
WAGO terminal 3	WAGO 736 Series
Solid conductor (3)	0.08 ... 2.5 mm ² / 28 ... 12 AWG
Fine-stranded conductor (3)	0.08 ... 2.5 mm ² / 28 ... 12 AWG
Strip length (3)	5 ... 6 mm / 0.2 ... 0.24 inch
Connection type (4)	Supply
No. of poles 4	4
Design 4	PCB terminal blocks
Connection technology 4	CAGE CLAMP®
WAGO terminal 4	WAGO 236 Series
Solid conductor (4)	0.08 ... 2.5 mm ² / 28 ... 12 AWG
Fine-stranded conductor (4)	0.08 ... 2.5 mm ² / 28 ... 12 AWG
Strip length (4)	5 ... 6 mm / 0.2 ... 0.24 inch
Note (conductor cross-section)	12 AWG: THHN, THWN

Geometrical Data

Width	240 mm / 9.449 inch
Height from upper-edge of DIN-35 rail	55 mm / 2.165 inch
Depth	105 mm / 4.134 inch

Mechanical data

Type of mounting	DIN-35 rail
Housing design	Mounting carrier

Material Data

Contact material (relay)	AgNi 90/10
Fire load	0 MJ
Weight	770 g

Environmental Requirements





Surrounding air (operating) temperature	-25 ... 50 °C
Surrounding air (storage) temperature	-40 ... 70 °C
Relative humidity	≤ 85% (non condensing)















Commercial data

Product Group	30 ()
Country of origin	QU
GTIN	4045454980177
Customs Tariff No.	85369010000

Compatible products

Marking accessories

	Item no.: 2009-110 Marking strips; on reel; not stretchable; plain; snap-on type	2009-110
	Item no.: 709-177 Marking strips; on reel; 7.5 mm wide; not stretchable; plain; snap-on type	709-177
	Item no.: 709-178 Marking strips; on reel; 7.5 mm wide; not stretchable; plain; snap-on type	709-178
	Item no.: 709-196 Marking strips; for laser printer	709-196

	Item no.: 709-198 Marking strips	709-198
wiring and connectors		
	Item no.: 706-100/1300-200 Connection cable; 20-pole; Pluggable connector per DIN 41651; open-ended; Length: 2 m; Conductor cross-section: 0.14 mm ² ; UR components	706-100 / 1300-200
	Item no.: 706-100/1300-400 Connection cable; 20-pole; Pluggable connector per DIN 41651; open-ended; 4m; Conductor cross-section: 0.14 mm ² ; UR components	706-100 / 1300-400
	Item no.: 706-2300/200-100 System cable; for Siemens S7-300; 2 x 16 digital outputs; Length: 1 m (1 MOhm); Conductor cross-section: 0.14 mm ²	706-2300 / 200-100
	Item no.: 706-2300/200-200 System cable; for Siemens S7-300; 2 x 16 digital outputs; Length: 2 m; Conductor cross-section: 0.14 mm ²	706-2300 / 200-200
	Item no.: 706-2300/200-300 System cable; for Siemens S7-300; 2 x 16 digital outputs; Length: 3 m; Conductor cross-section: 0.14 mm ²	706-2300 / 200-300
	Item no.: 706-2300/300-100 System cable; for Siemens S7-300; 16 digital inputs or outputs; Length: 1 m (1 MOhm); Conductor cross-section: 0.14 mm ²	706-2300 / 300-100
	Item no.: 706-2300/300-200 System cable; for Siemens S7-300; 16 digital inputs or outputs; Length: 2 m; Conductor cross-section: 0.14 mm ²	706-2300 / 300-200
	Item no.: 706-2300/300-300 System cable; for Siemens S7-300; 16 digital inputs or outputs; Length: 3 m; Conductor cross-section: 0.14 mm ²	706-2300 / 300-300
	Item no.: 706-2300/301-100 System cable; for Siemens S7-300; 2 x 16 digital inputs or outputs; Length: 1 m (1 MOhm); Conductor cross-section: 0.14 mm ²	706-2300 / 301-100
	Item no.: 706-2300/301-200 System cable; for Siemens S7-300; 2 x 16 digital inputs or outputs; Length: 2 m; Conductor cross-section: 0.14 mm ²	706-2300 / 301-200
	Item no.: 706-2300/301-300 System cable; for Siemens S7-300; 2 x 16 digital inputs or outputs; Length: 3 m; Conductor cross-section: 0.14 mm ²	706-2300 / 301-300
	Item no.: 706-7753/301-200 System cable; for WAGO-I/O-SYSTEM, 753 Series; 16 digital inputs or outputs; Length: 2 m; Conductor cross-section: 0.14 mm ²	706-7753 / 301-200
General accessories		
	Item no.: 788-154 Basic relay; Nominal input voltage: 24 VDC; 1 changeover contact; Limiting continuous current: 16 A; Module width: 13 mm; Module height: 15 mm	788-154



Downloads

Documentation

Bid Text

704-5054 Interface Bausteine	Apr 4, 2012	doc 23.0 kB	Download
---------------------------------	-------------	----------------	----------

Additional Information

Disposal; Electrical and electronic equipment, Packaging	V 1.0.0	pdf 265.8 kB	Download
--	---------	-----------------	----------

Subject to changes.
